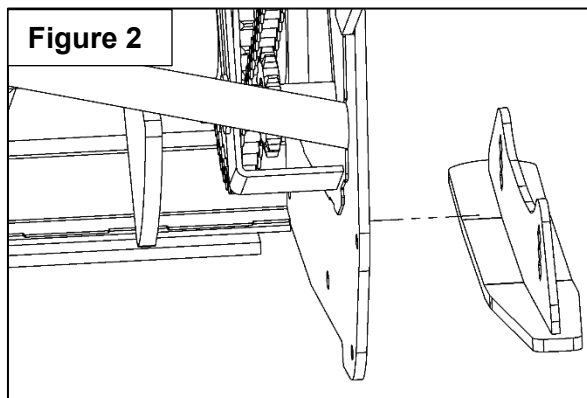
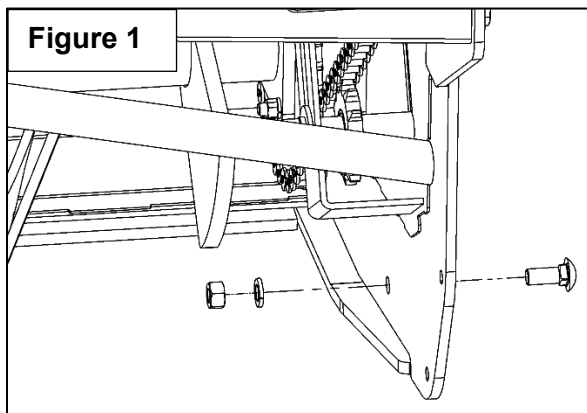


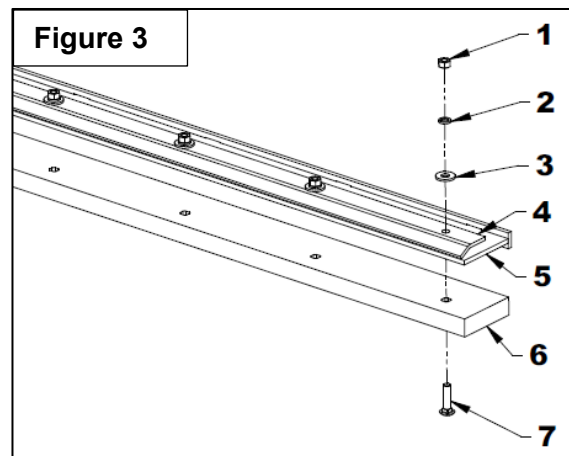
APPLICATION: SBG1064I & SBG1074I

INSTALLATION

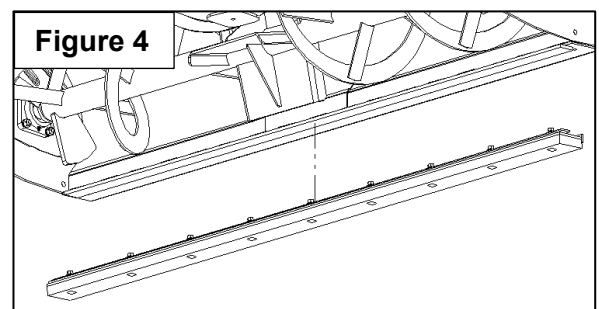
1. Position and secure the snowblower to access the skid shoes and cutting edge.
2. **Figure 1 and 2:** Remove existing skid shoes by unscrewing the four carriage bolts, (two on each side). These bolts will not be used for installation of plastic skid shoes. Use the longer bolts that come with the plastic skid shoes.



3. **Figure 3:** Pre-assemble the cutting edge (item 6), the reinforcement (item 5) and the support (item 4) with the 3/8" carriage bolts (item 7), the 3/8" flat washers (item 3), the lock washers 3/8" (item 2) and the 3/8" hex nuts (item 1) Do not tighten. Leave loose for the next step.



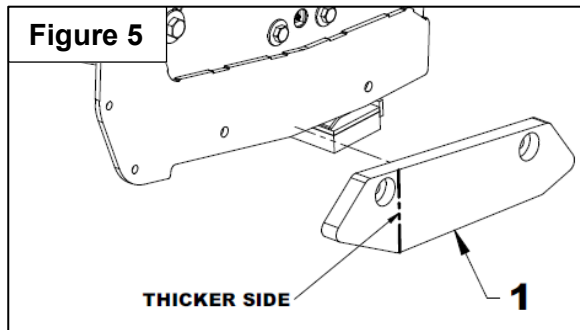
4. **Figure 4:** Insert the preassembled cutting edge onto the existing cutting edge. by seating the back of the steel cutting edge against the raised lip of the reinforcement and positioning the support on top of the front of the steel cutting edge.
5. Tighten the nine bolts to clamp the plastic cutting edge assembly onto the steel cutting edge.



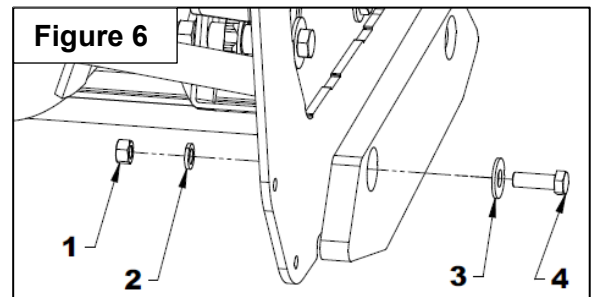
INSTRUCTION SHEET

HARD PLASTIC CUTTING EDGE AND SKID SHOES

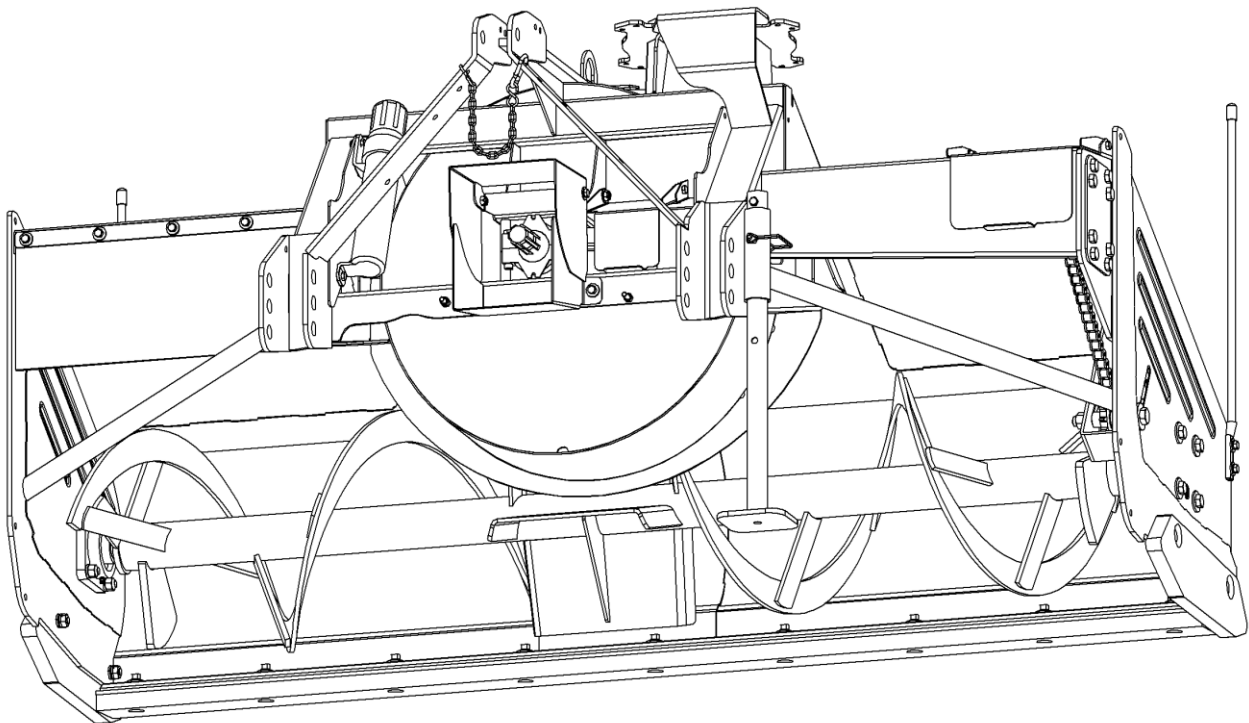
6. **Figure 5:** Position the two skid shoes (item 1). The thinner side goes on the cutting edge side. The thicker side goes towards the tractor.



7. **Figure 6:** Secure the two skid shoes with the 1/2" bolts (item 4), the 1/2" flat washers (item 3), the 1/2" lock washers (item 2) and the 1/2" nuts (item 1).



COMPLETE ASSEMBLY VIEW



REF	DESCRIPTION	QTY	SBG1064I	SBG1074I
1	1/2"-13 X 1-1/2" Hex Head Bolt, Gr 5, Plated	4	0100070	0100070
2	3/8"-16 x 1-1/2" Carriage Bolt, Gr 5, Plated	9	0300010	0300010
3	3/8"-16 Hex Nut, Gr 5, Plated	9	0900003	0900003
4	1/2"-13 Hex Nut, Gr 5, Plated	4	0900006	0900006
5	3/8" Lock washer, Plated	9	1200004	1200004
6	1/2" Lock washer, Plated	4	1200006	1200006
7	3/8" (7/16" hole) Flat Washer, Plated	9	1400004	1400004
8	1/2" (9/16" hole) Flat Washer, Plated	4	1400006	1400006
9	Left Tivar skid shoes	1	673606	673606
10	64" Tivar cutting edge	1	673609	---
	74" Tivar cutting edge	1	---	673607
11	64" cutting edge reinforcement	1	673610	---
	74" cutting edge reinforcement	1	---	673608
12	Right Tivar skid shoes	1	673621	673621
13	64" cutting edge support	1	673623	---
	74" cutting edge support	1	---	673622
14	Hard plastic skid shoes and cutting edge kit	1	BER0151	BER0152

